



Lady Modiford's & Meavy Primary Schools

Online Learning

Date: Thursday 16th April 2020

Year group: EYFS



West
Dartmoor
Federation

On this power point we have outlined some daily activities using a similar structure to that of a school day. This is not intended to be followed rigidly as we appreciate that there are lots of other things going on at home. Please try to do a few of these as and when you can. The power points will remain on the website all week, so you can access them when you need to.

If you would like to show us what the children have been up to, please email photographs to the class iCloud account.

vixentorclass@icloud.com

Thank you.



Our learning today

Phonics: Revision of 'sh'

Writing: Caption writing

Maths: 3D shape - describing

Topic: Science - materials

Active ideas: Workout



Phonics: Today we are revising the phase 3 digraph 'sh'.

As you will be aware we have learnt this sound in school but we would like to consolidate this knowledge and ensure that the children are able to use it confidently when both reading and writing the sounds.

Please work through the power point 'OL Phase 3 sh lesson revised' which is on our web page.



Writing: Caption writing

Look at the pictures and read the captions. Can you write the caption without looking at the screen?



tools in the shed

a goat and a cow



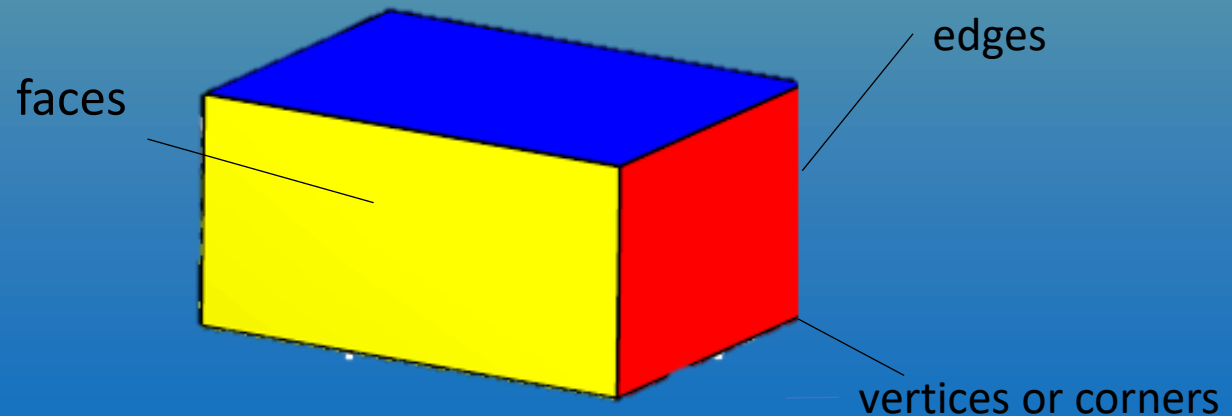




Maths: 3D Shape

Today we are learning about 3D shapes. What are the shapes shown called? Can you describe them?

Look at the picture of the cuboid. It has faces, edges and vertices. Can you describe another shape using these terms?

Challenge: Choose two of the shapes can you say how they are similar or different?





Topic: Science - materials

We are going to be looking for different everyday materials.

What materials can you think of? Talk to your helper about the different materials you can think of.

We are going on a hunt for the different materials to see which are used in your house.

Look at the materials listed in the table. For each one, draw an object that is made from that material.

wood		glass	
stone		cork	
metal		rubber	
fabric		paper	
plastic		leather	





An active idea: Joe Wicks PE session

Let's get fit. Click on the link to see the latest Joe Wicks PE lesson. Have fun!

<https://www.thebodycoach.com/blog/pe-with-joe-1254.html>



This week's Rainbow Challenges:

During the week try to do each of these challenges to get your rainbow certificate.

My Rainbow Challenges

I can play a board game with someone.



I can help to make the bed.



I can make someone smile today.



I can tell someone about my favourite story book.



I can try something new today.



I can draw my house and cut it out.





You have completed today's learning.

Well done you are a star!

